

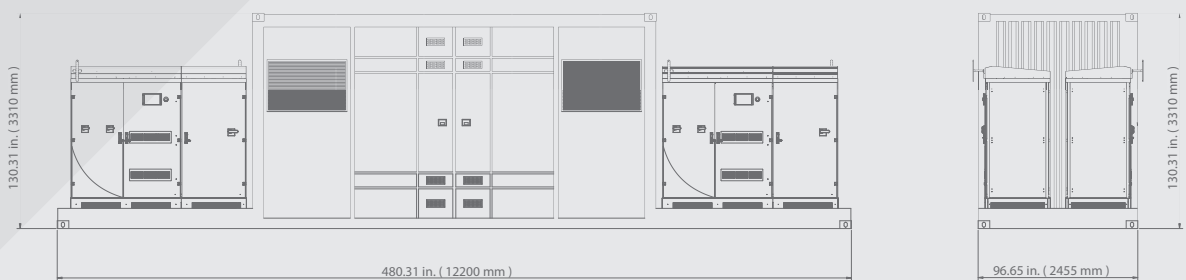

# SUNSIEL

## Power Station

The experience gained in the field of renewable energies and attention to energy efficiency have guided the creation of SUNSIEL Power Station, the new integrated solution dedicated to the direct connection to the medium voltage grid energy produced by large plants and solar parks.


SUNSIEL Power Station is a “plug & play” extremely compact able to serve a plant from 400Kw to 2,4MW. For photovoltaic capacity greater than 2,4MW, you can install multiple systems on the same system SUNSIEL Power Station connected to each other on the MV side, forming a chain through a simple in-out connection from one container to another.

SUNSIEL Power Station is equipped with an integrated communications platform that allows monitoring of the entire system remotely.



FRONT VIEW

LEFT SIDE VIEW



TOP VIEW

Model	SUNSIEL PS400	SUNSIEL PS500	SUNSIEL PS600	SUNSIEL PS800	SUNSIEL PS1000	SUNSIEL PS1200	SUNSIEL PS1500	SUNSIEL PS1800	SUNSIEL PS2000	SUNSIEL PS2400
MV Switchboard	X	X	X	X	X	X	X	X	X	X
MV Trasformer	X	X	X	X	X	X	X	X	X	X
<b>INPUT</b>										
Input power max (kWp)	451	564	676	902	1128	1352	1692	2028	2256	2704
Operating range min / max MPPT (V)	560/800									
MaX input Voltage (Voc)	1000									
N° inverter	SUNSIEL 400TL	SUNSIEL 500TL	SUNSIEL 600TL	2 x SUNSIEL 400TL	2 x SUNSIEL 500TL	2 x SUNSIEL 600TL	3 x SUNSIEL 500TL	3 x SUNSIEL 600TL	4 x SUNSIEL 500TL	4 x SUNSIEL 600TL
<b>OUTPUT</b>										
Nominal output power (kW-kVA)	400	500	600	800	1000	1200	1500	1800	2000	2400
n° phases	3p	3p	3p	3p	3p	3p	3p	3p	3p	3p
Nominal Voltage MV (kV)	6-10-15-20-30-36 (others on request)									
Power factor	0,9 - 1 Leading/Lagging									
<b>GENERAL DATA</b>										
Working temperature ( full power without derating)	-4°F to + 122°F/ -20°C to +50°C									
Dimension (LxPxH) mm	6057x2438x2896 ( RINA approved ) 20ft container					12192x2438x2896 ( RINA approved ) 40ft container				
Installation type	Suitable for outdoor installations									
Monitoring & Connetivity	MODBUS / LAN / ADSL / GPRS									

AVAILABLE FROM 0,5MW AC TO 2,4MW AC

PARALLEL OR IN/OUT OR CUSTOM CONFIGURATION

UP TO 2,4MW SHIPPABLE SINGLE TRUCK

COMPACT DIMENSION AND HIGH EFFICIENCY